

SWIT®

VOLTA

Modular Add-On
FLOOR BATTERY

12V 24V 48V 



- **1600Wh per Section Modular Add-On**
Max 8 sections, 12.8kWh customized capacity
- **DC 12V/24V/48V; USB-C outputs**
Cameras, Monitors, Lights, Laptops, and more
- **1700W Constant Power Load**
All outputs sockets work simultaneously
- **Built-in AC 100-240V Charger**
6.5 hours to fully charge a 1600Wh unit
- **Solar Panel Charging Port**
XT60, 12-60V, green and environmental

■ Specifications

Capacity	1600Wh / 44.1Ah (Each battery unit)
Charging	AC 100-240V, 450W; XT60 12-60V, 400W
Discharging	DC 12V 4-Pin 120W
	DC 24V 3-Pin 360W; SpeakON 360W
	DC 48V 3-Pin 720W; SpeakON 1200W
	USB-C 5V/9V/12V/15V/20V 3.25A 65W
Power Load	1700W in total
Working Temp	-20°C~+50°C discharging and storage
Dimensions	328×247×281mm (Single battery unit)
Net Weight	13kg (Single battery unit)



Standard SKU
VOLTA-DC1600
with Single Base Unit 1600Wh



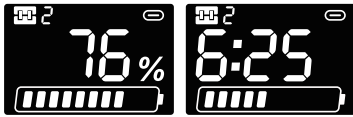
Optional Purchase
VA1600
Add-On Unit 1600Wh

Interfaces

Power Status Indicator

Red ON - Charging 0-80%
 Red Flashing - Charging 80-99%
 Green ON - Fully Charged / Discharging
 Green Flashing - Low Power < 10%
 Red Quick Flashing - Abnormal alert

Power Info Display



Power Percentage

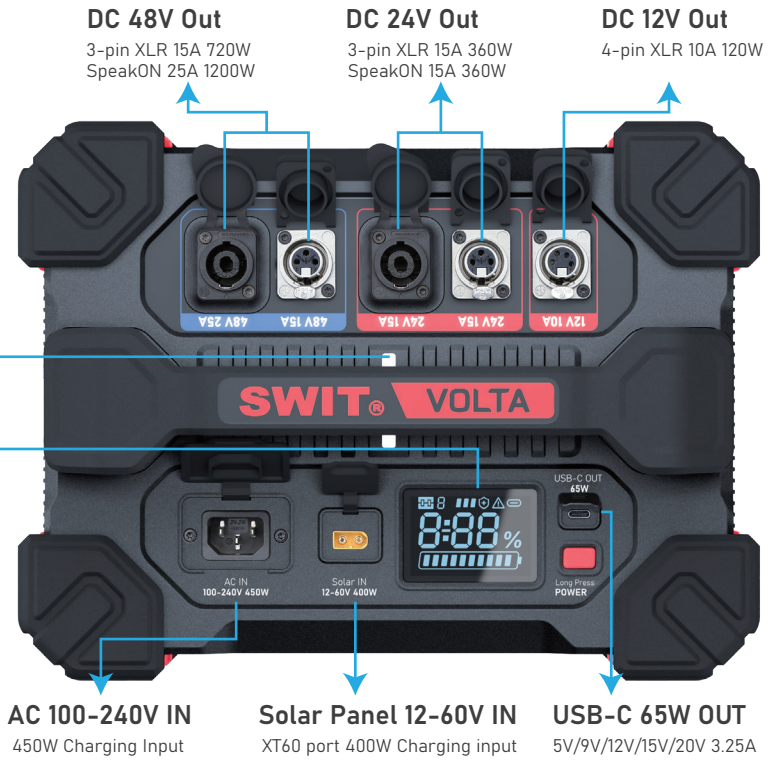
Remaining Runtime



Health Level of Each battery unit



Protection Code display




Variety of Applications for Professional Video



DC 12V / 24V for ENG / Cine Cameras
 Long duration shoots and video productions



DC 24V for Remote Heads
 ARRI SRH-360 and various remote heads compatible



DC 24V / 48V for High Power Lightings
 Skypanel; Creamsource; Aputure LS600/1200 and more



Film Cart Power Center
 Monitors, cameras, wireless Rx, Laptops



Live Production Power Center
 Video switchers, monitors, computers, livestreaming devices



Solar Panel XT60 Charging
 Green and Environmental

